

HOW TO ACCESS THE STAFFORDSHIRE ONLINE RESOURCES

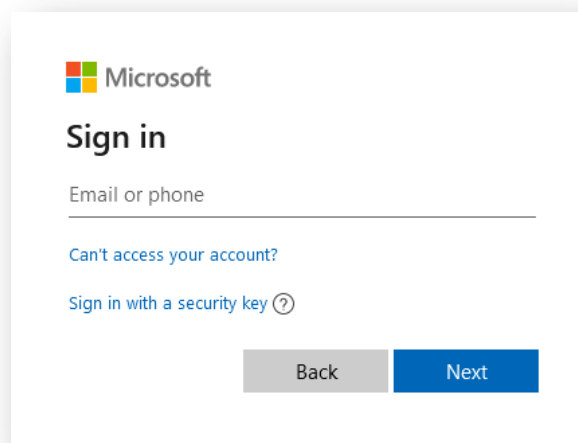
Step 1 : Please open a new browser and go to Office 365 (<https://www.office.com/>)

Step 2: Enter your Institutional email and the password

Example:

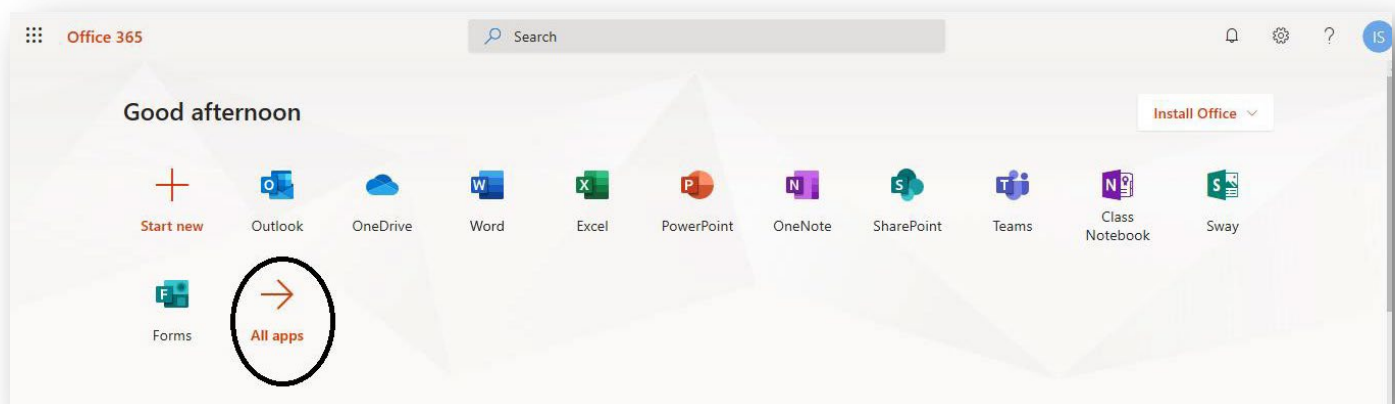
Institutional Email: a222222b@student.staffs.ac.uk

Password: date of birth in six-digit format of ddmmyy. (eg: 010185)

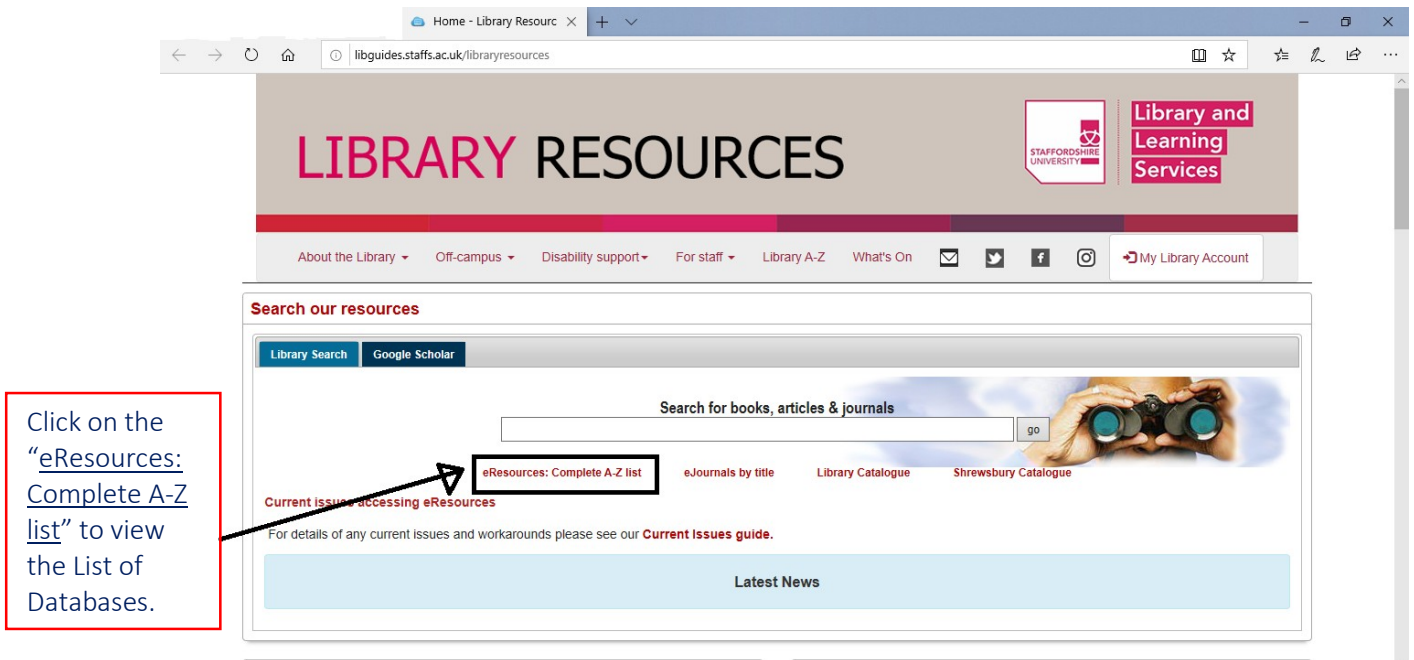


Step 3: Click on the “All Apps” button to see the Applications listed below

- Blackboard Learn (User guide is attached herewith)
- LinkedIn Learning
- Student Union



Step 4: To access SU E-Resources, please open a new tab on the same browser and open the link:
<http://libguides.staffs.ac.uk/libraryresources>



This offers a number of benefits to students namely, access to over 70 databases, access to their Summon discovery service – a search engine that searches across all their ejournals, ebooks, and open access resources.

Step 5: To access the Staffordshire software download page, please open a new tab on the same browser and open the link www.staffs.ac.uk/software

The students registered on Staffordshire University awards will also be able to take advantage of the help provided via the new responsive library resources page; dynamic online subject guides (LibGuides); study skill guides; as well as have direct contact to their subject librarian and skills tutors, which are accessible via the links below:

- Library Resources: <http://libguides.staffs.ac.uk/libraryresources>
- Online Subject Guides: <http://libguides.staffs.ac.uk/subjectguides>
- Academic Skills Guides: <http://libguides.staffs.ac.uk/academicskills>
- E-helpdesk form: http://www.staffs.ac.uk/support_depts/infoservices/library/help/

If you need any clarification please write to library@apiit.lk or call +94-11-7672127-129, +94-11-7675214-215
Thank you!!