

## HOW TO RENEW A BORROWED BOOK

Please follow the instructions below to “*Renew your library book*”

1. Please log in to “[library.apiit.lk](http://library.apiit.lk)”
2. Click on the “Log in to your account”



APIIT Digital Pub  
Any time Any Where

CITY CAMPUS +94 (0)11 7675127-128  
LAW COLLEGE +94 (0)11 7675214-215  
KANDY CAMPUS +94 (0)81 818105

HOME | E-RESOURCES | BOOK SUPPLIERS | LIBRARY GUIDES | ABOUT LIBRARY

Search Library catalog All libraries Go

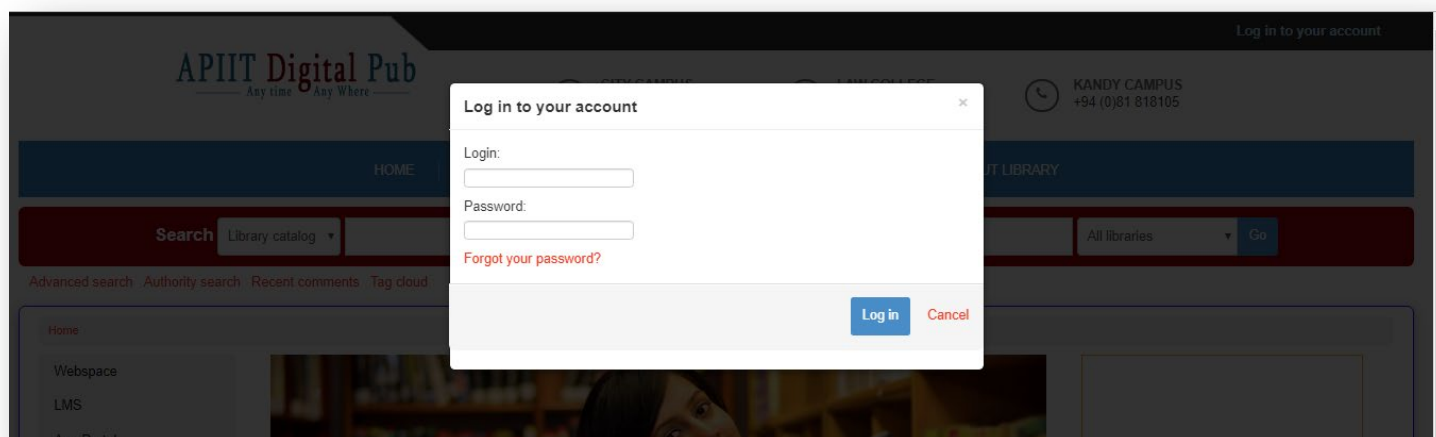
Advanced search Authority search Recent comments Tag cloud

Home

Webspace  
LMS  
App Portal

APIIT library is a gateway to a comprehensive collection of resources to support the Institute's teaching, learning and research programmes. There are two libraries, one at the city campus premises and the other at Access Towers.

3. Enter your lab log in credentials to log in to the page.



APIIT Digital Pub  
Any time Any Where

KANDY CAMPUS +94 (0)81 818105

HOME | E-RESOURCES | BOOK SUPPLIERS | LIBRARY GUIDES | ABOUT LIBRARY

Search Library catalog All libraries Go

Advanced search Authority search Recent comments Tag cloud

Home

Webspace  
LMS  
App Portal

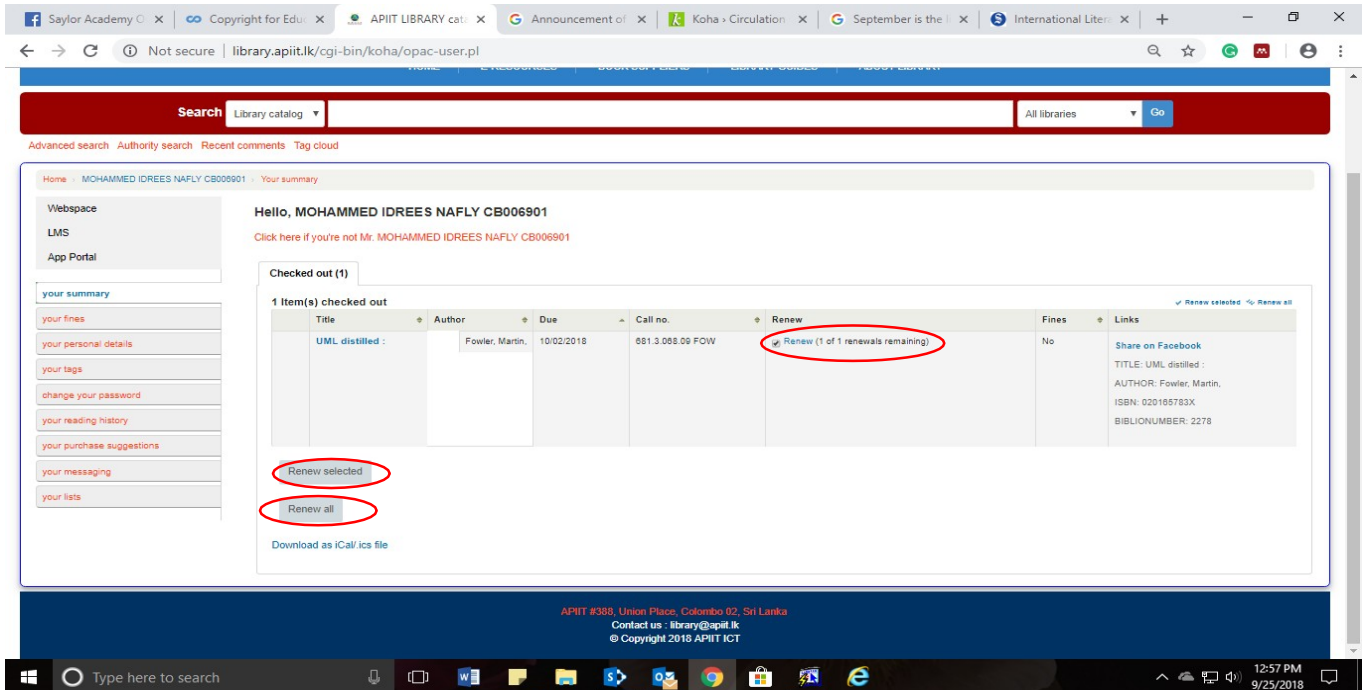
Log in to your account

Log in to your account

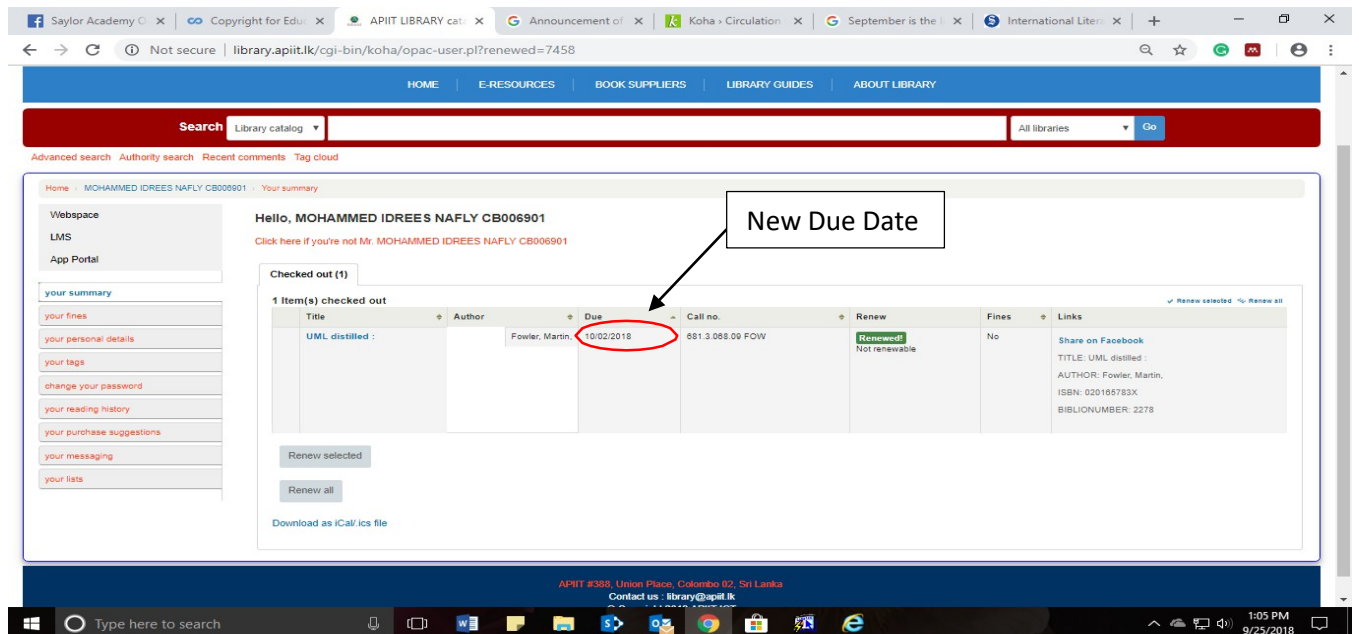
Login:  
Password:  
Forgot your password?

Log in Cancel

4. You can see the items you have borrowed and just select the title first, if you need to renew the selected title only and then click “renew selected” or click on Renew all



5. The new due date will be shown as below.



If you need any clarification please write to [library@apiit.lk](mailto:library@apiit.lk) or call +94-11-7672127-129,+94-11-7675214-215

Thank you!